

2015 Suzuki swift 1200cc hybrid i stop automatic




Purchase Price **\$10,500**

Includes GST
Excludes on-road costs of \$550


Indicative repayments

\$69.08 per week*

Based on a 48 month term & no deposit.
Total repayments (208) = \$14,369.39




Gain peace of mind with
Mechanical Breakdown
Insurance. **Ask us how.**



Top features

- » 4 cylinder
- » ABS brakes
- » Air Conditioning
- » Alloy wheels
- » Body Kit (Factory)
- » cd palyer
- » Central locking
- » Central Locking
- » Child seat anchor poin...
- » CRUISE CONTROL
- » Driver airbag
- » Electric Mirrors (Retr...
- » Passenger airbag
- » Power steering
- » Power Steering
- » Power Window
- » Rear Wiper

Body Style	5 door, Hatchback	Reg No.	-
Odometer	41,000 km	Ext Colour	PEARL
Engine	1200 cc, chain driven vvvti	History	Ex-Overseas
Fuel Type	Petrol	Seats	5 seats, Cloth
Transmission	paddle shift automatic, Front	CO2 Emissions	★★★★☆
Wheels	16", Factory Alloys	110 grams/km	
VIN	7AT0GK0CX23344836	Energy Economy	★★★★☆☆
Interior	Black, Cloth	Annual fuel cost of \$1,840	
Safety		4.7L per 100km	
	<small>Based on 2023 UCSR rating for 11-17 models</small>	<small>Cost per year is an estimate based on petrol price of \$2.80 per litre and an average distance of 14000 km. Emissions and Energy Economy figures standardised to 3P WLTP.</small>	
		Stock ID: 5016	



Toys on Wheels | Phone 03 371 7227 | Email sales@toysonwheels.co.nz
203 Lichfield Street, City Centre, Christchurch 8011, New Zealand
www.toysonwheels.co.nz

* Toys on Wheels is not a lender nor a financial adviser. Any amounts displayed should not be seen as an offer of finance or taken as financial advice. The interest rate, fees and loan term used in this calculation may not actually represent those available from lenders. Actual interest rates, fees and loan terms will vary per lender and are typically based on an assessment of your credit risk and responsible lending criteria. Any repayment amounts displayed are indicative only and have been calculated using several other indicative inputs. The interest rate used in this calculation is an arbitrary 10.95%, however exact interest rates vary per lender. The term of the loan used in this calculation is 48 month. Exact terms available vary per lender although options typically include 6, 12, 18, 24, 36, 48 and 60 months. This calculation also includes two typical mandatory fees charged by lenders. These are an account admin fee of \$5.00 per month (other payment frequencies may be available) and a one-off establishment fee of \$350.00. Typically, this fee can be paid upfront or, as in this calculation, be capitalised over the contract term, ie. included in the loan amount. These fees can vary per lender and other non-mandatory fees and charges may also apply. The total amount of repayments has been calculated by multiplying 208 weekly repayments (based on a 48 month term) by the weekly repayment amount of \$69.08 which equals \$14,369.39. This calculator does not consider any of your own personal circumstances and we strongly suggest you seek budgeting advice prior to committing to any loan contract. Responsible lending criteria and lender terms and conditions will likely apply to any finalised loan contract. Proof of security and/or vehicle insurance may also be required before proceeding.