

# 2017 Mazda Axela 6 speed 1500cc skyactive 6




**Purchase Price** **\$15,590**

Includes GST  
Excludes on-road costs of \$650


Indicative repayments

**\$100.01 per week\***

Based on a 48 month term & no deposit.  
Total repayments (208) = \$20,801.98



Gain peace of mind with Mechanical Breakdown Insurance. **Ask us how.**



**Top features**

- » 4 cylinder
- » ABS Braking
- » Air Conditioning
- » Alarm
- » Alloy wheels
- » Body Kit (Factory)
- » Central locking
- » Central Locking
- » Digital Display
- » Driver airbag
- » Electric Mirrors (Retr...
- » Passenger airbag
- » Power steering
- » Power Steering
- » Power Window
- » Reverse Camera

Body Style  
**5 door, Hatchback**

Odometer  
**96,500 km**

Engine  
**1500 cc, chain driven vvvti**

Fuel Type  
**Petrol**


Transmission  
**6-Speed Manual, Front Wheel**

Wheels  
**16", Factory Alloys**

VIN  
**7AT0C13JX26404797**

Interior  
**Black, Cloth**

Safety



Based on 2025 UCSR rating for 13-19 models

Reg No.  
-

Ext Colour  
**Burgundy Red**

History  
**Ex-Overseas**

Seats  
**5 seats, Delux Cloth**

CO2 Emissions  
**★ ★ ★ ★ ☆**  
**142 grams/km**

Energy Economy  
**★ ★ ★ ☆ ☆ ☆**  
**Annual fuel cost of \$2,390**  
**6.1L per 100km**

Cost per year is an estimate based on petrol price of \$2.80 per litre and an average distance of 14000 km. Emissions and Energy Economy figures standardised to 3P WLTP.

**Stock ID: 5764**



Toys on Wheels | Phone 027 213 7777 | Email sales@toysonwheels.co.nz  
97 Main South Road, Sockburn, Christchurch 8042, New Zealand  
www.toysonwheels.co.nz

\* Toys on Wheels is not a lender nor a financial adviser. Any amounts displayed should not be seen as an offer of finance or taken as financial advice. The interest rate, fees and loan term used in this calculation may not actually represent those available from lenders. Actual interest rates, fees and loan terms will vary per lender and are typically based on an assessment of your credit risk and responsible lending criteria. Any repayment amounts displayed are indicative only and have been calculated using several other indicative inputs. The interest rate used in this calculation is an arbitrary 10.95%, however exact interest rates vary per lender. The term of the loan used in this calculation is 48 month. Exact terms available vary per lender although options typically include 6, 12, 18, 24, 36, 48 and 60 months. This calculation also includes two typical mandatory fees charged by lenders. These are an account admin fee of \$5.00 per month (other payment frequencies may be available) and a one-off establishment fee of \$350.00. Typically, this fee can be paid upfront or, as in this calculation, be capitalised over the contract term, ie. included in the loan amount. These fees can vary per lender and other non-mandatory fees and charges may also apply. The total amount of repayments has been calculated by multiplying 208 weekly repayments (based on a 48 month term) by the weekly repayment amount of \$100.01 which equals \$20,801.98. This calculator does not consider any of your own personal circumstances and we strongly suggest you seek budgeting advice prior to committing to any loan contract. Responsible lending criteria and lender terms and conditions will likely apply to any finalised loan contract. Proof of security and/or vehicle insurance may also be required before proceeding.