


2016 Subaru OUTBACK 2500cc leather heated seats




Purchase Price **\$16,990**

Includes GST
Excludes on-road costs of \$650

Indicative repayments

\$108.35 per week*

Based on a 48 month term & no deposit.
Total repayments (208) = \$22,537.16




Gain peace of mind with Mechanical Breakdown Insurance. **Ask us how.**



Top features

- » 4 cylinder
- » ABS Braking
- » Air Conditioning
- » Alloy wheels
- » Body Kit (Factory)
- » Central locking
- » Central Locking
- » CRUISE CONTROL
- » Driver airbag
- » Electric Mirrors
- » Electric Mirrors (Retr...
- » Passenger airbag
- » Power steering
- » Power Steering
- » Power Window
- » Rear Wiper

Body Style	5 door, Station Wagon	Reg No.	-
Odometer	94,000 km	Ext Colour	BEIGE
Engine	2500 cc, chain driven	History	Ex-Overseas
Fuel Type	Petrol	Seats	5 seats, Leather
Transmission	automatic, 4WD	CO2 Emissions	★★★★☆ 179 grams/km
Wheels	17", Factory Alloys	Energy Economy	★★☆☆☆☆ Annual fuel cost of \$2,980 7.6L per 100km
VIN	-	Cost per year is an estimate based on petrol price of \$2.80 per litre and an average distance of 14000 km. Emissions and Energy Economy figures standardised to 3P WLTP.	
Interior	Black, Leather		
Safety	 Based on 2025 VSRR rating		Stock ID: 5635



Toys on Wheels | Phone 027 213 7777 | Email sales@toysonwheels.co.nz
97 Main South Road, Sockburn, Christchurch 8042, New Zealand
www.toysonwheels.co.nz

* Toys on Wheels is not a lender nor a financial adviser. Any amounts displayed should not be seen as an offer of finance or taken as financial advice. The interest rate, fees and loan term used in this calculation may not actually represent those available from lenders. Actual interest rates, fees and loan terms will vary per lender and are typically based on an assessment of your credit risk and responsible lending criteria. Any repayment amounts displayed are indicative only and have been calculated using several other indicative inputs. The interest rate used in this calculation is an arbitrary 10.95%, however exact interest rates vary per lender. The term of the loan used in this calculation is 48 month. Exact terms available vary per lender although options typically include 6, 12, 18, 24, 36, 48 and 60 months. This calculation also includes two typical mandatory fees charged by lenders. These are an account admin fee of \$5.00 per month (other payment frequencies may be available) and a one-off establishment fee of \$350.00. Typically, this fee can be paid upfront or, as in this calculation, be capitalised over the contract term, ie. included in the loan amount. These fees can vary per lender and other non-mandatory fees and charges may also apply. The total amount of repayments has been calculated by multiplying 208 weekly repayments (based on a 48 month term) by the weekly repayment amount of \$108.35 which equals \$22,537.16. This calculator does not consider any of your own personal circumstances and we strongly suggest you seek budgeting advice prior to committing to any loan contract. Responsible lending criteria and lender terms and conditions will likely apply to any finalised loan contract. Proof of security and/or vehicle insurance may also be required before proceeding.