


2013 Mitsubishi Outlander 2000cc phev hybrid half




Purchase Price **\$15,590**

Includes GST
Excludes on-road costs of \$650

Indicative repayments

\$100.01 per week*

Based on a 48 month term & no deposit.
Total repayments (208) = \$20,801.98




Gain peace of mind with
Mechanical Breakdown
Insurance. **Ask us how.**



Top features

- » 4 cylinder
- » ABS Braking
- » Air Conditioning
- » Alloy wheels
- » Body Kit (Factory)
- » Central locking
- » Central Locking
- » Child seat anchor poin...
- » Cruise Control
- » Driver airbag
- » Electric Mirrors
- » Electric Mirrors (Retr...
- » Passenger airbag
- » Power steering
- » Power Steering
- » Power Window
- » Rear Wiper
- » Reverse Camera

Body Style	5 door, RV/SUV	Reg No.	-
Odometer	79,000 km	Ext Colour	Black
Engine	2000 cc, Hybrid	History	Ex-Overseas
Fuel Type	Petrol	Seats	5 seats, half leather
Transmission	paddle shift automatic, 4WD	CO2 Emissions	-
Wheels	18", Factory Alloys	Energy Economy	☆☆☆☆☆☆
VIN	-	Annual fuel cost not available	
Interior	Black, half leather	Energy Consumption unknown.	
Safety		Stock ID: 5782	
	Based on 2025 UCSR rating for 12-21 models		



Toys on Wheels | Phone 027 213 7777 | Email sales@toysonwheels.co.nz
97 Main South Road, Sockburn, Christchurch 8042, New Zealand
www.toysonwheels.co.nz

* Toys on Wheels is not a lender nor a financial adviser. Any amounts displayed should not be seen as an offer of finance or taken as financial advice. The interest rate, fees and loan term used in this calculation may not actually represent those available from lenders. Actual interest rates, fees and loan terms will vary per lender and are typically based on an assessment of your credit risk and responsible lending criteria. Any repayment amounts displayed are indicative only and have been calculated using several other indicative inputs. The interest rate used in this calculation is an arbitrary 10.95%, however exact interest rates vary per lender. The term of the loan used in this calculation is 48 month. Exact terms available vary per lender although options typically include 6, 12, 18, 24, 36, 48 and 60 months. This calculation also includes two typical mandatory fees charged by lenders. These are an account admin fee of \$5.00 per month (other payment frequencies may be available) and a one-off establishment fee of \$350.00. Typically, this fee can be paid upfront or, as in this calculation, be capitalised over the contract term, ie. included in the loan amount. These fees can vary per lender and other non-mandatory fees and charges may also apply. The total amount of repayments has been calculated by multiplying 208 weekly repayments (based on a 48 month term) by the weekly repayment amount of \$100.01 which equals \$20,801.98. This calculator does not consider any of your own personal circumstances and we strongly suggest you seek budgeting advice prior to committing to any loan contract. Responsible lending criteria and lender terms and conditions will likely apply to any finalised loan contract. Proof of security and/or vehicle insurance may also be required before proceeding.